
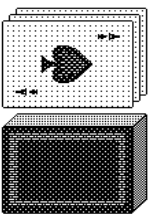



Le Prix D'Escalier™ "The Price of Stairs"



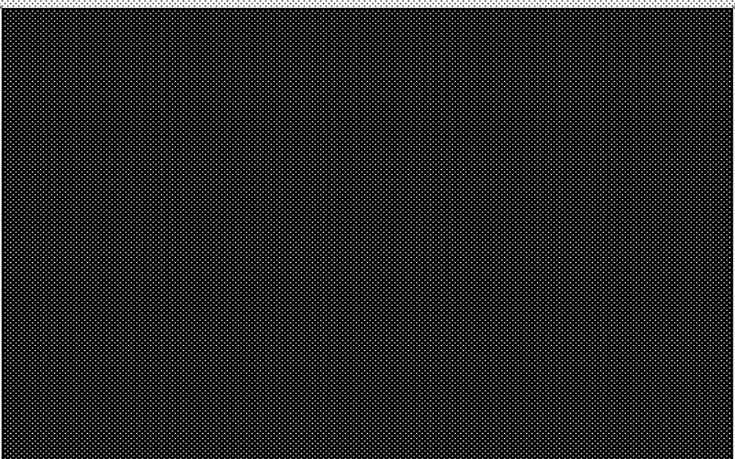
A PLAYER'S
"STAIRCASE"
<---



DISCARD
PILE
DECK



ANOTHER
"STAIRCASE"
---->



SETUP

1. All players contribute an ante to the pot.
2. Deal five cards face-down to each player.
3. Flip over the top card of the deck to create an initial discard pile.
4. Start play from the dealer's left.



PLAY

1. Make one of the following moves:
 - > Place one card from your hand face-down on top of your staircase.
 - > Take the top card from the discard pile and place it face-up on top of your staircase.
 - > Discard one card from your hand face-up to the discard pile.
 - > Discard cards from your staircase face-up to the discard pile. You can discard as many as you like, but you must start from the top and go down.

SCORING

Staircases are scored like poker hands. From highest to lowest:

1. Five-card Straight Flush
2. Four of a Kind
3. Full House
4. Five-card Flush
5. Five-card Straight
6. Three of a Kind
7. Two Pair
8. Pair
9. High Card

Some players might not have five cards at the end of the game. A player with fewer than five cards can still win if their poker hand doesn't require five cards.

If two players are tied, then the player with more cards in their hand wins the tie-break.

2. If you have less than five cards in your hand, draw back up to five cards.

3. Continue play to the left until each player has taken a turn.

4. Place bets.

If no one has five cards on their staircase, then start another round.

If at least one player has five stairs, then the game ends. Everyone reveals their staircases.

The player with the best staircase wins the pot.